

**ROLE OF MICROFINANCE INSTITUTIONS ON THE GROWTH OF SMALL AND
MEDIUM SIZED ENTERPRISES.**

A CASE STUDY OF FINCA UGANDA-HEAD OFFICE, KOLOLO

SUBMITTED BY: ANNE ALINDA

REG NO: 2012-B021-10172

UGANDA MARTYRS UNIVERSITY

FACULTY OF BUSINESS ADMINISTRATION AND MANAGEMENT

July 2015

**ROLE OF MICROFINANCE INSTITUTIONSON THE GROWTH OF SMALL AND
MEDIUM SIZED ENTERPRISES.**

A CASE STUDY OF FINCA UGANDA-HEADOFFICE,KOLOLO

**AN UNDERGRADUATE DISSERTATION SUBMITTED TO THE FACULTY OF
BUSINESS ADMINISTRATION AND MANAGEMENT IN PARTIAL FULFILLMENT
OF THE REQUIREMENTS FOR THE AWARD OF A DEGREE IN BUSINESS
ADMINISTRATION AND MANAGEMENT AT UGANDA MARTYRS UNIVERSITY**

NAME: ANNE ALINDA

REG NO: 2012-B021-10172

July 2015

DEDICATION

I dedicate this book to my dear parents, Mr and Mrs Tibuhwa Gabriel who sewed the first seed of civilization into me, along with formal education, and who, by God's grace, have seen it grow to this level of Education. I also dedicate it to my dear brothers and sisters, Allan, Allen, Michael and Brian who always came in to help financially and gave me all the support I needed to the end.

ACKNOWLEDGEMENT

Special thanks go to my supervisor, Fr. Semwogerere Edward, for the patience, encouragement, criticism and constant guidance to me all through the course.

I would also like to thank my dear parents, brothers and sisters plus the entire family of Mr and Mrs Tibuhwa Gabriel for their never ending support to me; also great thanks go to my friends Barbra, Monica, Daniel, Nave and Bernadette, Sance, Kendrick they consistently came to my rescue whenever there were pressures during the course of doing the research

Many thanks go to the management of FINCA Uganda (head office) for their help in my search for knowledge and information. And most importantly, I would like to thank the Almighty for the divine intervention that saw me through the many ups and downs during the completion of this course.

Thank you all once again

TABLE OF CONTENTS

APPROVAL	i
DECLARATION	ii
DEDICATION	iii
ACKNOWLEDGEMENT	iv
TABLE OF CONTENTS.....	v
LIST OF FIGURES	x
LIST OF TABLES	xi
ABSTRACT.....	xii
ACRONYMS.....	xiii
CHAPTER ONE	1
INTRODUCTION.....	1
1.1 Introduction.....	1
1.2 General Background	3
1.3 Problem Statement	8
1.4 Broad Objective	9
1.5 Specific Objectives	9
1.6 Research Questions.....	9
1.6 Research hypothesis.....	9

1.7 Significance of the study.....	9
1.8 Justification of the study	10
1.9 Scope of the work	10
1.10 Conceptual frame work.....	11
1.10.1 Explanation of the conceptual frame work	13
1.11 Conclusion	13
CHAPTER TWO	14
LITERATURE REVIEW	14
Introduction.....	14
2.1 Overview of the Microfinance sector.	14
2.2 Influence of Interest Rates on the growth of SME's.....	15
2.2.1 Classical Theory of Interest Rates.	17
2.2.2 Interest Rates Effect on the Business's profitability.....	18
2.3 Influence of Credit Facilities on the growth of SME's.....	19
2.3.1 Influence of credit facilities rendered by MFI's on the growth of SME's.....	22
2.3.2 Lending services	23
2.3.3 Credit facilities as a determinant of SME growth.....	24
2.4 Effect of Collateral security on the growth of SME's.	25
2.5 Conclusion	28

CHAPTER THREE	29
METHODOLOGY	29
3.1 Introduction.....	29
3.2 Research Design.....	29
3.3 Area of study.....	30
3.4 Study population	30
3.5 Sample size	31
3.6 Sampling technique.....	32
3.7 Data sources	32
3.8 Data collection instruments.....	33
3.8.1 Questionnaires.....	33
3.8.2 Document reviews	33
3.9 Quality Assurance.....	33
3.10 Data collection procedure	34
3.11 Validity	34
3.12 Reliability.....	34
3.13 Data Analysis	34
3.14 Ethical issues.....	35
3.15 Study limitations	35
3.16 Conclusion	36

CHAPTER FOUR.....	37
DATA PRESENTATION, ANALYSIS AND DISCUSSIONS	37
4.0 Introduction.....	37
4.1 Response rate	37
4.2 Background information of respondents.....	38
4.2.1 Age bracket of the respondents	39
4.3 Highest level of education attained by the respondents.....	40
4.4 How long have you served at FINCA Uganda	42
4.5 Type of Business structure.....	43
4.6 Discussion of findings based on research objectives.....	43
4.6.1 Credit facilities.....	44
4.6.2 Collateral Security.....	47
4.6.3 Interest Rates	51
CHAPTER FIVE	55
SUMMARY, CONCLUSIONS AND RECOMMENDATIONS	55
5.0 Introduction.....	55
5.1 Summary of Findings.....	55
5.1.1 Collateral security and growth of SMEs.....	55
5.1.2 Credit facilities and growth of SMEs.....	55

5.1.3 Interest rates and growth of SMEs.....	55
5.2. Conclusions.....	56
5.3 Recommendations.....	56
5.4 Areas of further Study.....	57
References;.....	59
Appendices.....	62
Appendix 1.....	62
Appendix II.....	67

LIST OF FIGURES

Figure 1. 1: conceptual framework	12
Figure 4. 1: showing gender of the respondents	39
Figure 4. 2: showing the age groups of the respondents.....	40
Figure 4. 3: showing highest level of education attained by the respondents.....	41
Figure 4. 4: showing the type of business structure owned by the clients of FINCA Uganda	43

LIST OF TABLES

Table 3. 1: Sample size	31
Table 4. 1: showing the response rate of the respondents.....	37
Table 4. 2: showing the Gender of the respondents.....	38
Table 4. 3: showing number of years served at FINCA Uganda	42
Table 4. 4: Mean and Standard deviation of Credit facilities	44
Table 4. 5: Mean and Standard deviation of Collateral security.....	48
Table 4. 6: Mean and Standard deviation of Interest Rates	52

ABSTRACT

Accessing credit is considered to be an important factor in increasing the development of small and medium sized businesses. the study was conducted to investigate the role of Microfinance institutions in this case FINCA on the growth and development of small and medium sized enterprises guided by the following research objectives: To examine the extent to which interest rates by MFI's influence the growth of SMEs in Uganda, examine how credit facilities rendered influence the growth of SMEs in Uganda and establish how collateral security effects the growth of SMEs in Uganda. Case study design was used as an approach in the study for collecting data aimed at exploring an in depth analysis and the population under investigation included the SME owner's using FINCA for financial services plus the FINCA staff involved in the process.

Primary and secondary data were used in the research. The primary data was got from FINCA clients (staff and present clients). The information was obtained through self-administered questionnaires and interviews where a total of 45 male and female individuals participated. Secondary data was obtained from published materials, which included journals, textbooks magazines, internal reports and newspapers. The study elicited several conclusions; notable among them is that FINCA offers several services to its clients that are of economic and growth benefit. The study yielded the following recommendations; collateral requirement should be given due attention because it could have significant negative effects on the financial institutions' lending, the management of lending institutions should ensure that they carry out a research on consumer needs to establish the ideal interest rates to be charged and also the owners of the SME's should always monitor their loan usage to avoid misappropriation.

ACRONYMS

SMEs: Small and Medium Sized Businesses.

MFIs; Microfinance institutions.

FINCA: Foundation for international community assistance.

AMFIU; Association of microfinance institutions in Uganda.

CHAPTER ONE

INTRODUCTION

1.1 Introduction

The major challenge facing many developing countries, especially in Africa, is planning and devising appropriate development strategies that will capture the financial services instruments to support SMEs, which constitute about 70 percent of the business sector and are responsible for employing 56-70 per cent of the population in Uganda. Delivery of microcredit to operators of SMEs in developing Countries is increasingly being viewed as a strategic means of assisting the so-called “working poor”.

Microfinance is a relatively new term in the field of development, it first came to prominence in the 1970s (Robinson, 2001). Prior then, from the 1950s through to the 1970s, the provision of financial services by donors or governments was mainly in the form of subsidized rural credit programmes. These often resulted in high loan defaults, high loss and an inability to reach poor rural households (Robinson, 2001).

Robinson asserts that 1980s represented a turning point in the history of microfinance in that MFIs such as Grameen Bank and BRI2 began to show that they could provide small loans and savings services profitably on a large scale. They received no continuing subsidies, were commercially funded and fully sustainable, and could attain wide outreach to clients.

The 1990s saw accelerated growth in the number of microfinance institutions created and an increased emphasis on reaching scale (Robinson, 2001). Dichter (1999) refers to the 1990s as “the microfinance decade”. By then Microfinance had turned into an industry according to Robinson (2001). Along with the growth in microcredit institutions, attention changed from just the provision of credit to the poor (microcredit), to the provision of other financial services such

as savings and pensions (microfinance) when it became clear that the poor had a demand for these services (MIX, 2005).

Small and medium-sized enterprises (SMEs) form the back bone of the private sector, making up approximately 90 per cent of Uganda's private sector and contribute two-thirds of national income (Badagawa, 2002; Kisaame, 2002). SMEs generate employment, add value, bring in foreign exchange and investment, improve labour skills, and have linkages with large organizations (Sarapaivanich, 2003). Therefore sustainable development and employment cannot be achieved without SMEs.

Although SMEs contribute greatly to economic development, access to finance tops the list of constraints faced by them everywhere. Because of the high transaction costs and inability of SMEs to provide collateral banks require, SMEs find themselves starved for funds at all stages of their development ranging from start-up to expansion and growth (Beyene,2002).

Therefore this research investigates the role of Micro Loans towards the growth and development of small and medium sized businesses. The research work is comprised of five chapters: General introduction, Literature review, Research Methodology, Presentation of analysis and discussion of findings; finally the Summary, Conclusions and Recommendations. In the current chapter, the researcher will give a number of issues such as the general introduction, background of the study, statement of the problem, purpose of the study, objectives of the study, research questions, Scope of the study, justification of the study, and finally the conceptual frame work.

1.2 General Background

Marguerite S. Robinson, in the *Microfinance Revolution* states that among the economically active poor individuals of the developing world, there is strong demand for small-scale commercial financial services for both Credit and Savings. Where available, these financial services help low income people improve household and enterprise management, increase productivity, smooth income flows and consumption costs, enlarge and diversify their microbusinesses, and increase their incomes. But the demand for this is rarely met by the formal financial sector. One reason is that demand is generally not perceived and the other is that many participants in the formal sector believe, wrongly, that microfinance cannot be profitable for banking institutions.

According to Charles, Garry, D.B., et al. in *Entrepreneurship-A small Business Approach*, the world bank estimates that one of the strongest factors in the growth in any nations GNP is the presence of small and medium sized enterprises(SMEs) which explains the wide spread efforts to encourage their development. They go on to explain that one of the majorly highlighted efforts to encourage the growth and expansion of these SMEs are the Microloan programs which are now widely spread to further encourage self-development. The success of such loans has been substantial. To reinforce their argument, they further argue that the absence of financial services means that the firm does not have the flexibility to respond to issues such as the need to hire replacements or even fund the different day to day activities.

According to the 2001 bank of Uganda study paper: 'Microfinance in Uganda', Interest in microfinance has soared in the recent decades and it is now seen as one of the most promising tools to abate poverty in the developing world. The fascination with microfinance derives from the fact that the provision of financial services can contribute to poverty eradication plus pass the

test of sustainability as well. However, microfinance sometimes disappoints some of its participants. Only a few micro enterprises experience sustained growth while a majority grow only a little or maintain their operations at a constant level.

The Bank of Uganda 2001 study paper further reported that Uganda is generally seen as the country with the most vibrant and successful microfinance industry in Africa. Evidently deduced from some MFI's experiencing a strong growth and now reaching a considerable number of clients and close to financial sustainability or even surpassing it.

Further in support of this view, Uganda is one of the many countries around the continent that greatly depends on the micro-economic sector from which family the small-scale enterprises are categorised. This sector is also a major source of income for both government and a good percentage of Ugandans living both below and above the poverty line which explains the governments' emphasis towards improving the performance and productivity of the sector

The paper further states that one of the most pressing challenges for a large number of MFI's in Uganda is the considerably high dropout rates indicating that clients make use of increased competition and shop around. This also suggests that clients are not satisfied with the types of products offered in fact a closer look at the methodologies shows how much the products offered by a majority are very similar to each other's and not adjusted to the specific needs of different client groups.)

The definition of small scale businesses varies; in the United States the small business administration establishes small businesses size standards on an industry by industry basis according to Wikipedia, the free Encyclopaedia small business, but generally specifies a small business as having fewer than 250 employees and less than 7 million in annual receipts. In

Australia a small business is defined by the fair work act 2009 as one with fewer than 15 employees. Turnover value of assets is also another method used to classify small business enterprises.

Small scale businesses play a key role in the economic development achievement process of the economy. They are believed to be a major source of entrepreneurial skills innovation and employment.

For a developing country like Uganda, a small scale enterprise would overtly mean one with less than 50 workers and a minimum of 5 workers, the value of assets excluding land, building and working capital of less than Ug shs 50 million and the annual turnover of between 10-50 million. These small businesses are at the heart of growth through creating employment opportunities in the country, income generation through self-employment and generally supporting local production hence working toward the poverty alleviation base. They also keep the economy continuously nourished with ideas, skills, innovative minds all that are necessary in promoting competition and the efficient allocation of scarce resources. All in all they are among the leading growth engines of the Ugandan economy.

The small enterprise base in Uganda is estimated to be 800,000, due to this perception towards them by potential clients as lacking in the ability to provide quality services and also being weak in regard to satisfying big/crucial projects simultaneously, there are quite a number of hindrances that limit their growth and finally their ability to attain economies of scale. However, contrary to most people's belief, these challenges do not only spring from financial issues but also areas like the human resource sector, market access, knowledge about modern technology and information and most importantly the poor management capacity. This inadequate management capacity is a

vital issue since it is from its existence that all the challenges spring. Due to poor management areas like the process of securing funds for business activities such as procuring raw materials and products, investing in plant and equipment

From the external perspective are all bound to collapse. Hence the Government, to overcome some of these constraints liberalized the economy to encourage the growth of micro-financing businesses that are believed to be the major remedy.

The savings promotion and enhancement of enterprise development (2006) states that, providing small loans and savings facilities to people who are excluded from commercial financial services has become a strategy for reducing poverty in many communities. Access to this credit boosts opportunities to partake an active role in their perspective economies through entrepreneurs and building income, bargaining power and social growth. Fin Scope in 2007 conducted a study in Uganda where they discovered that lack of access to financial services was one of the biggest obstacles to the growth and expansion of SMEs in the country. A significant obstacle they found was the fact that the financial sector tends to concentrate on the densely populated urban areas. They found out that only around 38% of Ugandans had access to these services at the time they later concluded that around 65% of the people living in rural and peril urban areas could not get access to these services; around 52% of those in urban areas hence the idea that sometimes all people need is a little hand up and not a hand out.

This is where the Microfinance services come in Marguerite S Robinson defines Microfinance as small-scale financial services-primary credit and services provided to people who operate small enterprises. Microcredit overall helps low-income people reduce risk, improve management,

raise productivity, obtain higher returns on investments, increase their incomes and improve the quality of their lives and those of their dependants.

Marguerite goes on to note that what matters to microfinance clients is the access and cost of financial services. Many people are served by informal money lenders, who generally provide easy access to credit but at a high cost. Microfinance institutions can also offer much-in-demand savings services that provide savers with security, liquidity and returns, a combination not generally available in the informal sector.

The Foundation for International Community Assistance (FINCA) was founded in 1992 with a vision to be a global network, collectively serving more financially unable entrepreneurs than any other MFI while operating on commercial principles of performance and sustainability. It currently has 1.7 million lowest income clients in 22 countries with a \$948 loan portfolio worldwide providing services aimed at creating employment, raising family incomes and reducing poverty. The FINCA branch in Uganda has about 143,842 clients, a \$26million loan portfolio, 27 service outlets, and a \$585 average loan amount. To support micro enterprises, FINCA subsidiaries offer products and services like individual loans, village banking loans, agriculture loans, micro energy loans, savings, insurance and remittances as well as money transfers.

FINCA pioneered 'Village banking' which brought together groups of people ranging from 10-30 in a community, mostly women who guaranteed small loans for each other. The small loans enable them to create income-generating opportunities. Before customers at FINCA are lent, they are trained about credit, managing cash flows and the importance of retaining a portion of their profits and savings. Customers are also helped to determine whether they have the capacity to

expand their businesses. This training helps to ensure their success as borrowers and as business owners.

Foundation for international community assistance is firmly committed to fair practises and maintains strict policies on loan collection practices and evaluations. The loan officers are trained in FINCAs mission and dedicated to helping clients build successful businesses.

Despite all the information given above about microfinance financial services, it does not seem very clear whether Micro loans are a total solution to the growth of SME's.

1.3 Problem Statement

SME's need both financial and non-financial services to enhance their productivity, profitability and growth. Sievers and vanderburg (2004) hold the view that access to financial and business development services are essential for growth and development of small and medium sized enterprises.

An informal discussion with individuals taking part in the SME industry revealed that there is a great reliance on credit or (the micro loans in this case) as a tool for business growth and profitability. However a further assertion was made from different individuals within the group about the fact that there is a big challenge faced with inadequate capital in the businesses which inhibits their growth. Some MFI institutions believe that the loans obtained by the enterprise owners are misappropriated hence the further discussion of constraints like lack of managerial and business skills which need to be worked on for a more efficient operation.

For quite a number of years, SME's have gained support from MFI's but it still remains unclear whether these services rendered support their efforts or create additional hurdles for firms in need for the development of their businesses. This study was intended to clearly establish the

influence of Micro Loans on the growth and development of small and medium sized enterprises in Uganda.

1.4 Broad Objective

The purpose of the study was to find out the Role of microfinance institutions on the growth of small and medium sized Enterprises in Uganda.

1.5 Specific Objectives

- (i) To examine the extent to which interest rates by MFI's influence the growth of SMEs in Uganda.
- (ii) To examine how credit facilities rendered by MFI's influence the growth of SMEs in Uganda.
- (iii) To establish collateral security effects on the growth of SMEs in Uganda.

1.6 Research Questions

1. How do interest rates provided by MFI's influence the growth of SMEs in Uganda?
2. How do credit facilities rendered by MFI's influence the growth of SMEs in Uganda?
3. Do collateral securities asked by MFI effect the growth of SMEs in Uganda?

1.6 Research hypothesis

The hypothesis of the study was:

There is a relationship between microfinance institutions and the growth of SMEs in Uganda.

1.7 Significance of the study

Micro credit is the major tool being used to stimulate development.

The study will add value onto the literature already in existence for reference by scholars, researchers and others interested in the microcredit scheme in relation to SME performance.

The information will also assist the credit officers of certain MFI's to advise the potential borrowers of how and where to invest in order to benefit from the loans availed.

1.8 Justification of the study

In the last 25 years, the delivery of financial services to SMEs has been considered an important tool for poverty reduction through provision of job opportunities. This is part of the Millennium Development Goal (MDGs) to alleviate poverty where MFIs can contribute tremendously, as argued by Hiderink et al (2009). Moreover, the main challenge facing the poor is to gain financial power to enable them to boost their income generating activities since accessing finance is pivotal in the struggle to reduce poverty (Yunus, 2003; Kasekende and Opondo 2003).

Many MFI's have been established in Uganda but SME's growth and prosperity is still low, therefore because of this urgency, the researcher was persuaded to go ahead to find out the influence of micro loans on the growth of SMEs at FINCA Uganda so as vital recommendations are given.

1.9 Scope of the work

Subject scope; The study focussed on the influence of microfinance variables like interest rates, credit facilities and collateral security on the growth of SMEs in terms of sales turn over and liquidity.

Time scope; The study covered a time period of seven years that is 2008-2015 to fully understand how far MFI's have come in their quest to have an effect on the growth of small and

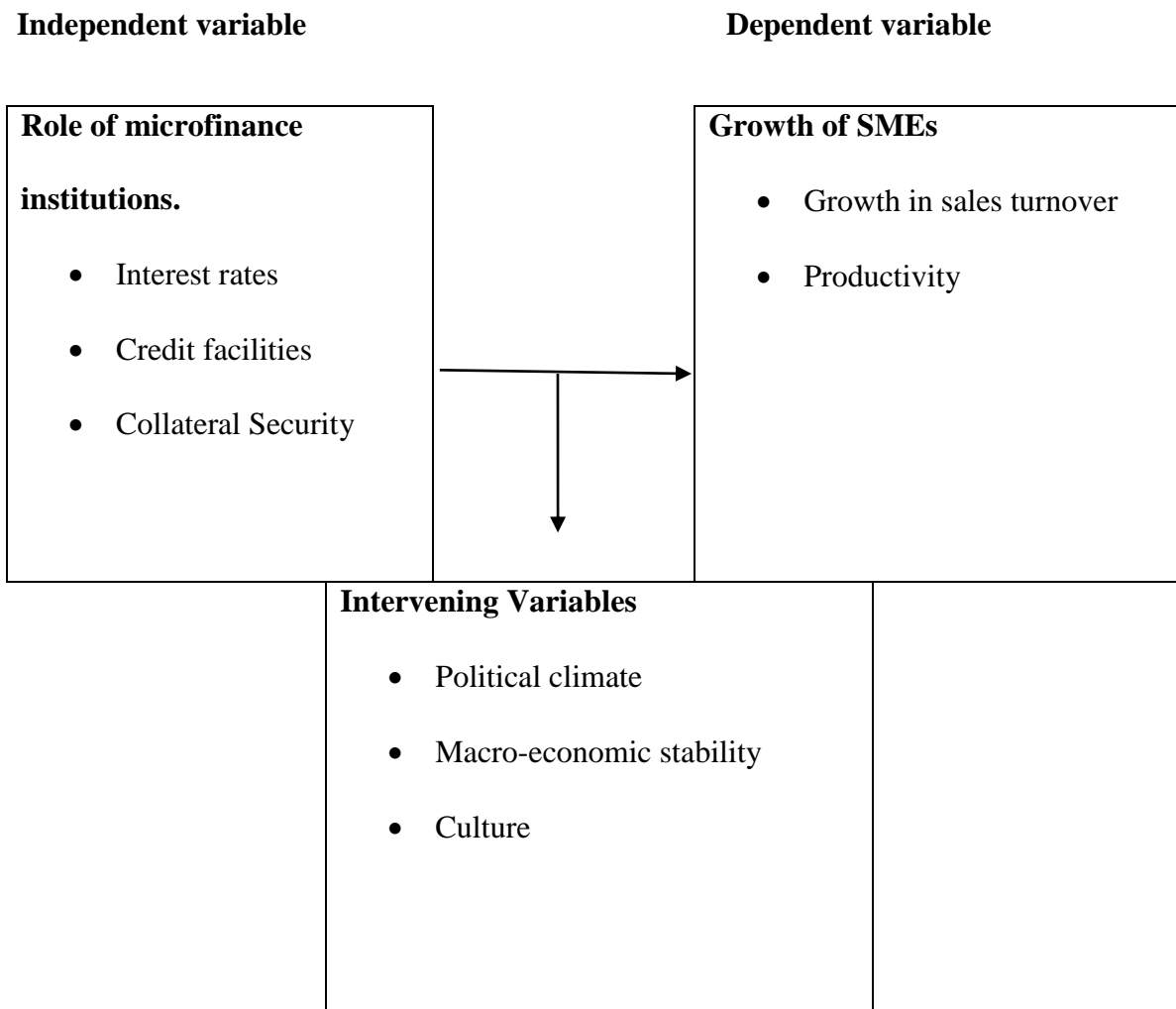
medium enterprises. Literature on the recent past history on the MFI influence on SMEs was used.

Geographical Scope; The study was carried out at FINCA Uganda head office previously located on Ben Kiwanuka street but now is located in Kololo at acacia mall.

1.10 Conceptual frame work

A conceptual frame work provides a model for linking categories of possible variables or concepts in the study as perceived by the researcher (Odiya, 2009

Figure 1. 1: conceptual framework



Source: Developed for this research after reviewing literature with parts from (Sayma *et al.* (2009), Choudhury *et al.* (2005), (Mohammad, 2008; Mohammad, 2008) and UBOS Annual Reports (2008-2012).

1.10.1 Explanation of the conceptual frame work

Figure 1 above illustrates a conceptual frame work developed by the researcher from her objectives, it comprises of three variables that is, the independent variables, dependent variables and the intervening variables. From the frame work, the independent variables such as interest rates, credit facilities and collateral security do influence the dependent variable which is growth of SMEs which is conceptualised into growth in sales turn over and Productivity. Although the dependent variables are influenced by the independent variables, moderate factors such as the political climate, macro-economic stability and culture cannot be underestimated because they also influence the success of the dependent variable.

1.11 Conclusion

This has been the introductory chapter of this research work and it has clearly highlighted its intentions drawing guidelines from the introduction, problem statement has been stated and the gap stands for further investigations. Basing on the conceptual framework on which the study is formed, the independent variable been narrowed down to dimensions and then indicators listed followed by an explanation showing how they affect performance. The dependent variable and the indicators have been clearly stated. In the next chapter, literature review is discussed.

CHAPTER TWO

LITERATURE REVIEW

Introduction

This chapter analyses the existing literature on the effect of credit terms/ Micro loans on the performance of SMEs. Information from text books, secondary data and internet sources was utilised as a basis for this section.

2.1 Overview of the Microfinance sector.

Since bank of Uganda is the overall body that categorises, Manages and licences and monitors financial institutions operations in Uganda as stipulated in Uganda's financial act of 2004, In its issued policy of 1999, policy statement it categorised financial institutions into different tiers placing microfinance deposit taking institutions into tier 3 (Microfinance forum 2001).

In the forum, it's recognised that Microfinance institutions have a great role to play in Uganda's financial sector through extending financial services to many willing small scale entrepreneurs at a low cost compared to commercial banks whereby they were even referred to as village banks. Within this forum, the bank of Uganda suggested that they should set up a written constitution so that governance and control of these institutions that their operations are recognised legally in the financial business sector.

Microfinance today can be defined as a range of small scale financial services that are provided to those people that need to improve their capacity to take their development in their own hands.

However, not all people can be helped with micro-credit rather since it is deposit worthy and there is need for payments, the capable are aimed at. Microfinance services are characterized by the fact that they are tailor made for this target group and that financial services take into account the needs and restrictions of these people.

In the emerging and developing economies, there is a tendency of secluding the disadvantaged persons in the formal financial sector. Financial institutions impose conditions on the provision of their services that are unlikely to be met by the “poor” households hence financial exclusion arises. The consequence is that most people with low incomes obtain these financial services through informal agreements in the market which are generally expensive, not so safe and unsustainable in the long run. This financial gap is brought about by various financial institutions that provide microfinance services. This idea is both out of consideration for development and a business opportunity on the other hand. Each microfinance institution may differ in objectives, focus on financial services, loan implementation strategies, business orientation, target group within the microfinance segment, ownership-structure, capacity to mobilize/regulate savings etcetera but all share the same commitment to providing services to an otherwise ‘unbanked’ population.

2.2 Influence of Interest Rates on the growth of SME’s.

According to the (economics glossary), interest rate is the yearly price charged by a lender to a borrower in order for the borrower to obtain a loan. This normally expressed as a percentage of the total amount loaned. Interest rates can be looked at from the borrower (customer) and the lender (financial institutions) point of view.

To the customer, interest rate is the cost of borrowing money expressed as a percentage of the amount borrowed (martin, 1998). A customer looks at all costs including interest rates and expected before deciding to take a loan or not. Furthermore interest rate is the price of accessing and utilizing credit resources from financial institutions (Kahwa 2001). Interest is a fee paid on borrowed assets, it’s the price paid for the use of borrowed money or money earned on deposited funds. (en Wikipedia, [org/wiki/interest rates](http://org/wiki/interest_rates)).

Kimutai (2003) defines interest rate as the price one pays for using borrowed money (loans). In money – monetary economies money creates claims because it is an asset, store of value as well as a medium of exchange. Therefore, those who lend money expect to be compensated for handing over their claims for the period of the loans to those who borrow money. This interest rate also covers the exposure to credit risk by lenders. Therefore interest rate can be defined as the price lenders expect (and borrowers pay) for exchanging current claims for greater future claims to goods and services. This study will take Interest rates to be the cost of borrowing.

Almost all firms are exposed to interest rate risk- Interest rate risk is the risk that arises for bond owners from fluctuating interest rates. But it can manifest itself in different ways. A proper response to this risk can only come following a full understanding of the context of the firm and its strategy. Firms should generate a well thought out key performance indicator (KPI) (Will Spinney, 2010). Interest rate risk is the exposure of the firm to changing interest rates, which has four dimensions.

Ingram (2011) states that interest rates are important because they control the flow of money in the economy. High interest rates curb inflation but also slow down the economy. Low interest rates stimulate the economy, but could lead to inflation. When interest rates are high, people do not want to take loans out from the bank because it is more difficult to pay the loans back, and the number of purchase of real assets goes down. The contrary is true. The effects of a lower interest rate on the economy are very beneficial for the consumer. When interest rates are low, people are more likely to take loans out of the bank in order to pay for things like houses and cars. When the market for those things gets strong, price decreases and more people can purchase these things. This also bodes well for investors, who perceive less risk in taking out a loan and investing it in something because they would have to pay less back to the bank. Once

people do not have to spend as much money on bank payments, they have more disposable income to put toward things they want to purchase. These effects, although certainly not direct, are enough to stimulate the market when interest rates are low. Low interest rates are not beneficial for lenders, who are seeing less of a return on their loan than in times when interest rates are high. This means that banks may find themselves having to lower the interest rates accrued on money deposited in the bank in order to maintain a steady profit.

However, interest rates do not really have an effect on how much people save, because an increased amount of disposable income means that they are more likely to spend it than to save it. When interest rates increase, though, foreign investment can increase because people outside of the country want a larger return for their investment and they are more likely to get it in a state of high interest rates. This causes more demand for the dollar, increasing its value in the international market for instance. The opposite happens, though, when the interest rates are decreased. Although much of it is contained within consumers' perception of the economy and their income, interest rates can drive up consumer spending, investment and the amount of loans people take out of the bank. This may affect the performance of SME's as it implies increased market brought up by increased consumer spending and more availability of capital in form of loans.

2.2.1 Classical Theory of Interest Rates.

The classical theory of interest rates applies the classical theory of economics in determining interest rates. It defines the interest rate as the element that equates savings to investment. The theory compares the supply of savings with the demand for borrowing. Using supply and demand curves the equilibrium rate is calculated by determining the curves intersection point. Thus if savings are greater than investments the interest rate drops until they reach equilibrium

and vice versa, if savings are less than investment the interest rate increases until the reward for savings encourages increased savings rates causing the market to again reach equilibrium (Gorder, 2009). Other proponents of the classical theory of interest rates look at it differently. Marshal argues that interest rate is the price paid for the use of capital and that it is determined by the intersection of aggregate demand and supply of capital. According to Keynes, interest rate definitely influences the marginal propensity to save. He concludes that the rate of interest should be at a point where the demand curve for capital at different rates intersects the savings curve at a fixed income level. However the classical theory of interest rates fails to account for factors besides supply and demand that may affect interest rates such as the creation of funds, the importance of income and wealth and changes in the primary borrowers in an economy.

2.2.2 Interest Rates Effect on the Business's profitability.

The article 'The effect of interest rates on business' from (www.smallbusiness.chron.com) states that no matter how well your business functions, it depends on the economic environment to be healthy and prosperous. It goes on to assert that economic influences such as interest rates can help an enterprise or hold it back and all the business owners need to understand is how to adjust the interest rate moves to protect themselves from the negative effects and take advantage of the positive ones. Interest rates could be a symbol to either expand the business or pull it back.

When interest rates are raised, more is charged on the loans given to the SME owners and hence more of the individuals' earnings have to be used to pay the interest on the loans obtained. This decreases profits and further hampers the growth of the enterprise. When the interest rates are kept moderately low, the enterprise owners borrow more readily and hence the conclusion that low interest rates can fund business growth and increase profitability because the interest can be

paid with ease and some money is left over as profits which could be used to pursue other ventures and further expand the business.

Piketon (2002) indicates that for firms to have sustainable performance, there is a need to adopt to a strategy of establishing and sustaining the relationship between SME's and their lenders the MFI's so that they can be able to build trust, maintain business intimacy something that facilitates a win-win environment between them. This in itself leads to a sustainable business by SME's because they will be able to maintain their solvency as well as getting unconditional technical assistance from the MFI's building from their good business relations.

The AMFIU (2010), indicates that interest rates in some leading MFI's in Uganda have been falling from about 5% a month to around 3%. This fall is favourable to the growth of SME's as suggested by the article www.smallbusinesses.chron, However some SME's are still uncomfortable to such credit extended to them (Sendawula, 2002) despite the improved interest rates and terms. Key issues may be that SME's over borrow from more than one MFI and at times borrow beyond their ability to repay. This creates a lack of adequate financial resources to meet their working capital needs and at times affects their relationship with the MFI in question due to their failure to pay on time.

2.3 Influence of Credit Facilities on the growth of SME's.

It is widely recognised that SME's make a significant contribution to the socio-economic and political infrastructure of developed and developing countries as well as nations in transition from command to market economies (matlay and west head, 2005).

Good use of credit facilities has assisted in the growth of many firms. Ensuring adequate access to finance so that SME's can grow to achieve their full potential is central (Kauffman 2005). If

MFI's provide credit facilities to SME's then they influence positively the growth of SME's as proposed by this literature.

Accessing finance has already been identified as a key element for SMEs to succeed in their drive to build productive capacity, compete and create jobs. Small businesses especially in developing countries like Uganda rarely meet the conditions set by financial institutions which consider SMEs as a risk because of poor guarantees and lack of information about their ability to repay loans. Without finance, SMEs cannot acquire or absorb new technologies nor can they expand to compete globally or even strike business linkages with larger firms (UNCTAD 2002) many factors are believed to be responsible for the refusal of loans and equity fund to SMEs by formal banks.

SMEs firms find it difficult to obtain commercial bank financing, especially long-term loans, for a number of reasons, including lack of collateral, difficulties in proving credit worthiness, small cash flows, inadequate credit history, high interest rates, This is evidenced in the works of Galindo and Schiantarelli (2003), and Beck and Demirgüç-Kunt (2006).

Cork and Nixon (2000) affirm that poor management and account practices are what hamper the ability of smaller enterprises to rise financially. This coupled with the fact that small businesses are mostly owned by individuals whose personal lifestyle has far reaching effects on the operations and sustainability such a business. As a consequence of ownership structure, some of these businesses are unstable and may not guarantee returns in the long run.

According to Kauffmann (2005), access to formal finance is low because of the high risk of default among SMEs and also due to inadequate financial facilities. If this is true with the loans

provided by FINCA Uganda, then credit facilities could pass to have a negative influence on the growth of SME's.

However another study sums up constraints facing SMEs into two; that is Demand-based SMEs and Supply-based financial Constraints. The supply-based financial constraint is defined as a capital market imperfection that leads to a socially incorrect supply of funds to projects or the incorrect interest rate charged on funds. The demand-based financial constraint is defined as a capital market imperfection in which performance of a firm is adversely affected by a factor internal to the firm. For example, if the firm owners desire to grow the firm faster but the only way they can do this is to relinquish equity and somehow they fail to do so, it is concluded then that the firms demand for funds is demand constrained. According to this, if it is hard for SME owners to acquire credit from FINCA then they are constrained financially and so the credit given will have a negative influence on the growth of SME's.

Hulme and Mosley (1996) show that when loans are associated with an increase in assets, when borrowers are encouraged to invest in low-risk income generating activities and when the very poor are encouraged to save; the vulnerability of the very poor is reduced and their poverty situation is sedated. Johnson and Rogaly (1997, p.12) also refer to examples whereby savings and credit schemes were able to meet the needs of the very poor. They state that microfinance specialists are beginning to view improvements in economic security, rather than income promotion, as the first step in poverty reduction (ibid.) as this reduces beneficiaries' overall vulnerability. This on a bright positive side shows that there is a positive influence of credit facilities on the growth of SME's

Zohir and Martin (2004, p.318) state that many MFI loans are used for agricultural production, trading, processing and transport, resulting in an increase in the use of agricultural inputs and

increased output of agricultural production since most of the agricultural businesses in Uganda lead to enhanced employment opportunities in these sectors for the wider community and a reduction in the prices of such produce due to increased supply. They also state that trading activities financed by MFIs can help to establish new marketing links and increase the income of traders, and this can lead to reduced migration due to increased employment opportunities and increased income

Wright's (2000:14) assertion that, apart from reducing poverty, microcredit improves the welfare of participating households and also enhances their capacity to sustain improvements in living conditions over time.

Some researchers believe that although there should be broad-based access to microcredit for productive purposes, the 'very poor' are not always reached because microcredit programs are not always designed in such a way as to make them accessible to the poor. For Scully (2004: 1) and Bates et al (1996), the idea that microcredit programs help the poorest of the poor or that microenterprises reduce poverty is a myth. Their argument is that microloans are usually so small that they can generate no meaningful revenues.

2.3.1 Influence of credit facilities rendered by MFI's on the growth of SME's.

Access to finance helps all firms grow and prosper. However lack of access to credit is a major impediment inhibiting the growth of micro enterprises (GOK, 2005). Furthermore, enterprises with greater access to capital are able to exploit growth and investment opportunities (Beck, Demirguc-kunt, Laeven & Maksimovic, 2006). There is no structured institutional mechanism in the country to facilitate the flow of financial services from the formal sector through micro finance institutions into such enterprises. The SME's mostly operate on tight budgets often financed through the owners contribution, loans from friends and some bank credit. (Ntakobajira

2013) in his study found out that access to finance affected performance of SME's to a great extent because it limited the entrepreneurs' ability to take advantage of opportunity as and when they arose. This goes on to show further enhance the role of MFI loans as they influence the growth of SME's positively.

The Goldberg and white (1999) study reveals that MFI's across developing countries affects SME's lending positively and this kind of borrowing is necessary for business performance and improving the SME's development if its fully accessible at a reasonably fair cost. Lending to SME's entails higher administration and transaction cost owing to inadequacy of records and transactions relating to their operations which is one of the requirements before a loan is obtained. This needs to be fully addressed because SME's need a good state of financial health to enable them to play the economic role through access to funds from MFI's. Wanja (2009) affirms that access to credit facilities is the main constraint for SME's in Uganda and hinders their meeting of long term investments.

2.3.2 Lending services

Access to finance in particular credit is one of the most often quoted constraints to business development by the self-employed and micro-entrepreneurs. The definition of micro-credit has evolved over the years and its interpretation varies across a range of countries and institutions. In Some countries where the microfinance industry has grown into a competitive business, the central Banks have established a definition of what can be considered in terms of turnover, assets, employees' etcetera and characteristics of the debt (size of loan, number of loans) etcetera.

Some definitions are rather narrow and strict. Only consider a micro-credit when it is a loan invested in an entrepreneurial activity. In other circumstances and more often it is accepted that the money lent is fungible and that it can be invested to respond to any need the household might have. In this case, the level of income of the borrower or average loan size is more determining for whether a loan is a micro loan or rather typical retail loans considering the different interpretations of micro credit that exist.

2.3.3 Credit facilities as a determinant of SME growth.

As a factor, the interest charged if high affects the rate of repayment of the loans hence high rates of defaulting. The rates charged, with cases of poor business performance worsened by the constantly attacking global economic depression lead to most businesses defaulting by not paying back their current loans and are further discouraged from accessing more credit.

Interest in the link between small and medium sized enterprises and economic growth has attracted and increasing attention in the recent years. It is surprising that the SME sector is the target for international and national aid agencies indeed in 2003; the World Bank approved US\$ 1.3 billion in SME support programs (Beck et al., 2005).

The MFI's not only avail credit but also play a role of stimulating human capital formation for productive enterprise owners. Dias and McDermott (2006) develop a model where structural changes towards a modern economy depend on the role of entrepreneur's human capital and institutions insetting, the SME owners come from a pool of individuals that belong to the managerial class. More importantly, they lead to more human capital formation. Workers seek education in order to offer productive jobs that is (that requires a higher level of human capital) covered by entrepreneurs therefore a policy response is to increase the motivation by removing

the barriers that prevent productive enterprise owners to develop better institutions. The institution quality is important for the success of the small and medium enterprise activities according to Nystrom (2008) therefore if institutions fail, it is likely performance of SMEs will fail too.

2.4 Effect of Collateral security on the growth of SME's.

Collateral security is what the bank or any financial institution accepts as security from the clients who have borrowed and will pay back the money taken as a loan. The collateral is always of higher value than the loan taken to ensure that the loan is paid back so that the owner is stimulated to work hard so that the loan able amount and interest is fully paid within the stipulated period. (kahawa 2001)

It plays a very important role in lending in many countries. Collateral can be used to solve multiple economic problems but in the practical world especially in emerging markets. It provides only little benefit banks even in good times because of the difficulty in valuing and realizing collateral. Even collateral in form of residential mortgages can also pose considerable risks depending on real estate market developments and the effectiveness of the legal and judicial system.(International Monetary Fund ,2002).

In a research carried out by Indonesia by Akademika (2006) results show that, most useful collateral include deposits or certificate of deposits, land with certificate of ownership and property with a license to build or Izin Mendirikan Bangunan (IMB). Banks also accept personal or corporate guaranteed account receivables and inventories as collateral though it is uncertain and unlikely that this type of collateral would be valued nearly as highly as land or deposits and thus, alone, would not meet the collateral criteria.

Collateral is a prerequisite when applying for credit. The banks do not disburse collateral-free loans and policy stipulates that collateral be worth 125 percent of the credit value provided. In terms of ownership, banks are not concerned with whether the applicant or spouse owns the asset being pledged so long as the owner is willing to pledge the asset (Akademia, 2006). This opens the door to a broader range of assets that can be used by SME borrowers in that assets owned by relatives or family will be considered.

Micro credit is most often extended without traditional collateral (Wenner, 2006). He argues that if physical collateral were a requirement for borrowing, most MFIs clientele would be unable to participate due to their extreme poverty levels. Since borrowers do not have physical collateral, MFIs focus on using social collateral via group lending.

This has been the basis for proposals to strengthen property rights, such as land titling programs (Boucher *et al.*, 2005). However, he posits that social collateral reputation can substitute physical assets as executive screening mechanisms particularly in low-income areas. For example, Kondo (2003) reports that informal moneylenders operating in urban public markets in the Philippines assess the credibility of prospective borrowers by collecting information from the borrower's clients, suppliers and other creditors.

According to Namakula (2010), most lending agencies particularly MFIs do not insist on collateral. The group guarantees in-group loans act as the collateral for group borrowers. The compulsory savings, which are a prerequisite for borrowing, act partly as security. However, collateral is put in writing such that on default by a member, the group members can sell the given security to recover the loan. For individual loans, security is a vital requirement. The MFI

takes security like land titles, vehicle logbooks among a few that are kept in custody. This makes it possible for entrepreneurs who do not own property to access the loan.

The compulsory savings which is a pre-requisite for borrowing, act partly as security. However, collateral is put in writing such that on default by a member, the group members can sell the given security to recover the loan. Social collateral works through reputation effects on group members in which repayment of loans is seen by group members as necessary to maintain their social standing in the community, (Woolcock, 2002). Van (2005), concludes that agents will always form groups with agents of the same type and that agents' types can be distinguished according to the rate at which they are willing to trade increased joint liability commitments.

In a related study, Atieno (2009) elucidates that loan security is one of the important aspects of credit to the small and mediums enterprises. Most lending to small – scale enterprises is security based, without any regard for potential cash flow. However, organizations lending to micro enterprises have devised alternative forms of collateral. These include group credit guarantee where institutions lend to individuals using groups as guarantors this is related to what Namakula (2010) above alleges that collateral is not a ‘must have’. Further personal guarantors where individuals are given loans based on a guarantor’s pledge. Atieno (2009) further indicated that loan guarantee schemes are increasingly being implemented as a means of encouraging financial institutions to increase their lending to the risky sectors and those without the traditional formal security.

Micro credit is most often extended without traditional collateral (Wenner, 2006). He argues that if physical collateral were a requirement for borrowing, most MFIs clientele would be unable to participate due to their extreme poverty levels. Since borrowers do not have physical collateral,

MFIs focus on using social collateral via group lending. Group lending encompasses a variety of methodologies (Woolcock, 2002), but all are based on the principal of joint liability. In essence the group takes over the underwriting, monitoring, and enforcement of loan contracts from the lending institution. Most MFIs lend to low income clients who have very few assets unfortunately the traditional collaterals like land and capital assets are often available. Various initiatives of reducing the risk of loan loss have been developed such as a character lending, peer pressure either alone or as a group with group guarantee (Uganda micro finance industry assessment report, 2008).

2.5 Conclusion

The first thing we have to realise is that not all MFI's are regulated by the central bank. This is of advantage because this means their interest rates and many other products are stable since central bank increasing or reducing rates does not affect them at all also they operate on a social principle from which they tailor products to satisfy their consumers who are the small enterprise owners in this case lastly most of them have an added advantage of donors that keep sending in funds to support their activities.

CHAPTER THREE

METHODOLOGY

3.1 Introduction

This section is a narrative on how data relevant to the study through various methods in line with the concept of triangulation in social research. The approach to the study was;

The data collection instruments (methods) were interviews, questionnaires, and documents analyzed. The research tools employed in the study helped to guide questionnaires and checklist. The data collected was managed, analyzed and validated through instruments for data analysis following standard procedures of data collection and analysis. The management of the data collected for analytical purposes was codified according to the themes and each. They were accorded a number for easy validation of data. Meanwhile through selection as one of the key processes in data management and analysis significant information and irrelevant issues were chosen to show arguments (Blaxter .I, et, al, 2006).

3.2 Research Design

A research design as defined by Clair and Kothari (2005:31) as the arrangement of conditions for collection and analysis of data in a manner that aims to combine relevance to the research purpose with economy in procedure. Its centrality in the research process was to show all the major parts of the research work to address the research problems.

The case study design was used as an approach in the study for collecting data aimed at exploring an in depth analysis. The study was both qualitative and quantitative in nature. Quantitatively, people's views were considered.

Documents in form of interviews were used where structured questionnaires with both open ended and close ended questions were set. Categories of participants in this case were the SME owners who have used or are in current use of the FINCA loan services. The purpose of using the case study approach was to have an in depth analysis of the information in a discourse that aimed to combine towards the relevancy in regard to the purpose of study and objectives.

3.3 Area of study

FINCA Uganda operates on a village banking model, lending money and accepting savings from low income people organized in groups. It was the first regulated micro credit institution (MDI) in Uganda and is under the supervision of bank of Uganda. It provides loan savings and money transfer services to over 100,000 clients. This is anchored by its mission: “To provide financial services to Uganda’s lowest income entrepreneurs so that they can create jobs, build assets and improve their standards of living.”

Their loan clients can access loans either individually or in groups depending on their borrowing capacity. Part of protecting their clients is ensuring that repayment policies and procedures are explained clearly and further enforced so as to increase the opportunities on the Uganda’s ‘unbanked’ potential participants. For instance, a member of staff is assigned to keep monitoring a client’s progress with guidance such that money is not lost on redundant expenditures – managed in with a keener entrepreneurship mindset.

3.4 Study population

Population is referred to by Mugenda and Mugenda (2003:9) as: “an entire group of individuals, events or objects having common observable characteristic”. The population under investigation included the SME owners who are part of the FINCA savings and loans family and these are

148,343 in total. The total loans clients at FINCA are 52,017 as of the FINCA June report. Also the administrators and staff within this sect of FINCA were part of the study that was carried out at the FINCA head office and these are 95 in number. A randomly selected bunch of 30 FINCA clients were selected men and women to maintain objectivity and from the staff 15 were selected.

Source; Primary Data with the help of FINCA Staff

3.5 Sample size

FINCAs main branch/headquarters located on the western slopes of the Nakasero hill in Kampala was used hence the purposive sampling which refers to selecting a sample from which the maximum can be learned. It was deemed appropriate in this case in order to gain strong insights; this branch was selected on the basis of expected information; basing on the informed research judgment of the researcher as well as having prior contact with respective managers. This enabled the researcher to obtain more valuable information than hoped for. Besides it is a stated fact that respondents find it easier to express themselves freely which helped to generate the required information. For purposes of obtaining the relevant information, a sample of 45 was made including 30 FINCA clients and 15 staff and working staff members as depicted in the table were engaged.,

Table 3. 1: Sample size

.Nature of Respondents	Population	Expected sample
Clients	52,017	30
Staff	95	15
Total	52,112	45

Source; Primary Data

3.6 Sampling technique

A simple random sampling technique was used in the selection of the SME owner. This ensures that the SME owners are not left out in the sample, thus, a broader scope of information.

A non-probabilistic sample of the administrator and staff respondents was selected purposefully that was 5 customer consultants, 2 people from the marketing sect, and 2 administrators who were deemed as resourceful respondents from whom informed opinions were expected to gain a comprehensive understanding of how the loan scheme sect at FINCA was operated, how it was fairing and how the SME owner's under it react to the whole procedure.

3.7 Data sources

In the study, both primary and secondary data were used to explain the Influence of microfinance on the growth of small and medium sized businesses. The primary data was obtained from FINCA clients also from the management through the use of self-administered interviews and questionnaires through which the prevailing trends, relationships and the general impact of the loans were studied.

The secondary data nourished information pertaining loans, their impact on the small scale businesses that use them, how the SME owners react to the loan schemes especially that at FINCA plus the interest rates and how they are implemented which was through accessing articles from newspapers, reports journals, internal reports, books and internet sources in: loan schemes, about SME growth etcetera.

3.8 Data collection instruments

The methods that were used in data collection included; Questionnaires, Interviews plus Document reviews. These methods were used simply due to the purpose of accuracy and quality of information.

3.8.1 Questionnaires

Semi-structured questions were used as a tool for data collection. This was a mixture of both open and short ended questions which left the respondent free to a variety of answers. Hence where need be the respondent could give several choices of answers and then give specific answers where they are required, Questionnaires saved time and they were quite easy to administer.

The main purpose of questionnaires was to elicit reflective responses that go deeper than the type of surface responses typically yielded by only the structured questionnaires.

3.8.2 Document reviews

Archival data including information from journals, archives, internet sites, books, dissertations and conference presentations, newspaper articles, and other relevant documents to the study was reviewed (as seen in chapter two). Information from the sources emanated value that enriched the review of related literature and also provided an insight of the development of how to improve the loan products.

3.9 Quality Assurance

To ensure that the researcher collected quality information, the ecological validation was used to carry out the study from the natural environment of the SME owners. Tools like the

questionnaires as discussed with the supervisor in the data collection instruments were used and the questions utilized in these tools were simple and drawn from the objectives of the study.

3.10 Data collection procedure

An introductory letter from the Faculty of Business Administration and Management at Uganda Martyrs University to FINCA Uganda was first obtained, proceeded by preparation of relevant instruments which were used in the field for data collection, pre-tested them, went to the field for data collection, analysed collected data, and wrote a report on the field results and finally submitted in a final report –the dissertation.

3.11 Validity

Validity is the ability to produce findings that are in agreement with theoretical or conceptual values (Amin, 2005). The validity was determined by giving the research instrument to the expert to cross check. The expert was able to review the items and comment on whether the items cover a representative sample of the behaviour domain.

3.12 Reliability

Reliability is the dependability or trustworthiness of a research instrument, therefore the reliability of the research instruments was measured using Cronbach Alpha test, were a pilot study involving 20 respondents was carried out.

3.13 Data Analysis

In the bid to move from data information, the researcher needed to analyse data using appropriate statistical techniques (Singh, 2007). Data was edited, coded, and entered into computer software for analysis. Analysis was done using SPSS tables and relevant parameters or values – percentages – were generated as part of the analysis.

3.14 Ethical issues

Ethical conduct was maintained during the research, the researcher sought those in charge at FINCA plus the chosen SME owners to carry out a study in their area.

The respondents were given a good background about what the research is about and their participation in the study was requested for instance the introductory part of the questionnaire gave them more information about who the researcher is and the whole intention of the research.

The respondent's confidentiality was protected and nothing was done without their consent. In case of need of anonymity, consideration was clearly put in place.

3.15 Study limitations

The limitations that the researcher encountered included;

Shallow information provided in the questionnaires which definitely made it hard to analyze certain bits of information. Despite, some SME owners' involvement in the running of their businesses giving a clear explanation about how they carry out their income generating activities was quite hard and most of all most SME owners do not keep records about the business.

There were financial constraints due to the ever changing society rates which could affect the budget however this will be overcome by adjusting the budget in case this problem in particular occurs and managing with the available resources.

The period of study being quite short was not able to cover the estimated SME base which was probably solved by concentrating on the small chosen number with high hopes of response.

3.16 Conclusion

This chapter has represented the research design, study population, area of study, sample size and selection that the researcher will use to carry out research. It has also represented the different methods and techniques of data collection, validity and reliability and finally it shows the ethical consideration that the researcher will follow when carrying out this research.

CHAPTER FOUR

DATA PRESENTATION, ANALYSIS AND DISCUSSIONS

4.0 Introduction

The chapter presents and discusses quantitative and qualitative data that was collected and analysed using SPSS. Data from the questionnaires was analysed, discussed and presented with the help of frequency tables and graphs so as to give a clear view of the influence of MFI on the growth of SMEs in Uganda.

4.1 Response rate

Table 4. 1: showing the response rate of the respondents

No of questionnaires given out	No of questionnaires returned	Percentage (%)
45	45	100%

Source: primary data 2015

As illustrated in table 4.1, 45 questionnaires were given out and all these were filled and returned by the respondents giving a complete response percentage of 100%. This constituted of both staff and clients of FINCA Uganda, staff constituted of 5 male and 10 female while clients constituted of 12 male and 18 female persons. This reinforces the argument that the women are more involved in Microfinance institution activities actually foundations like FINCA focus on the women.

4.2 Background information of respondents

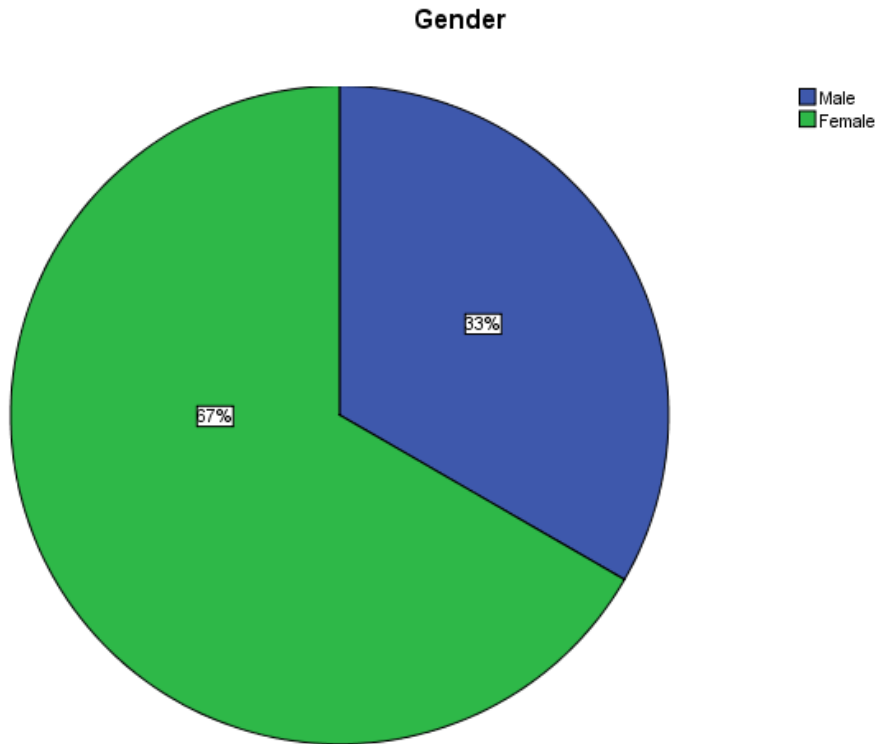
The background information of the respondents included marital status, age of the respondents, and highest level of education attained. This information was presented with the help of tables, graphs and pie charts as shown below.

Table 4. 2: showing the Gender of the respondents

Category	No of respondents	Percentage
Male	17	33
Female	28	67
Total	45	100

Source: primary data 2015

Figure 4. 1: showing gender of the respondents



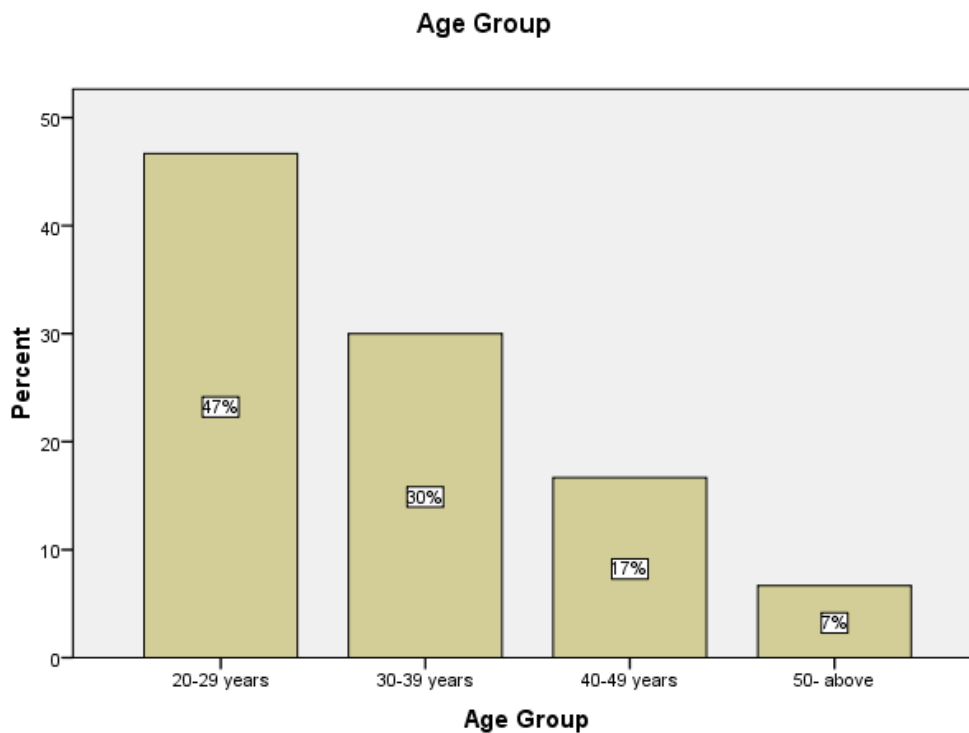
Source: primary data 2015

From figure 4.2 and table 4.3 above, majority of the respondents were female constituting of 67% while 33% were male. This constituted of both staff and clients of FINCA Uganda, staff constituted of 5 male and 10 female while clients constituted of 12 male and 18 female.

4.2.1 Age bracket of the respondents

The age of the respondents as per the questionnaires was grouped into five categories that is; 20-29 years, 30-39 years 40-49 years, and 50+ years. This was done in order to remove any claims of bias among respondents. This was analysed as follows;

Figure 4. 2: showing the age groups of the respondents



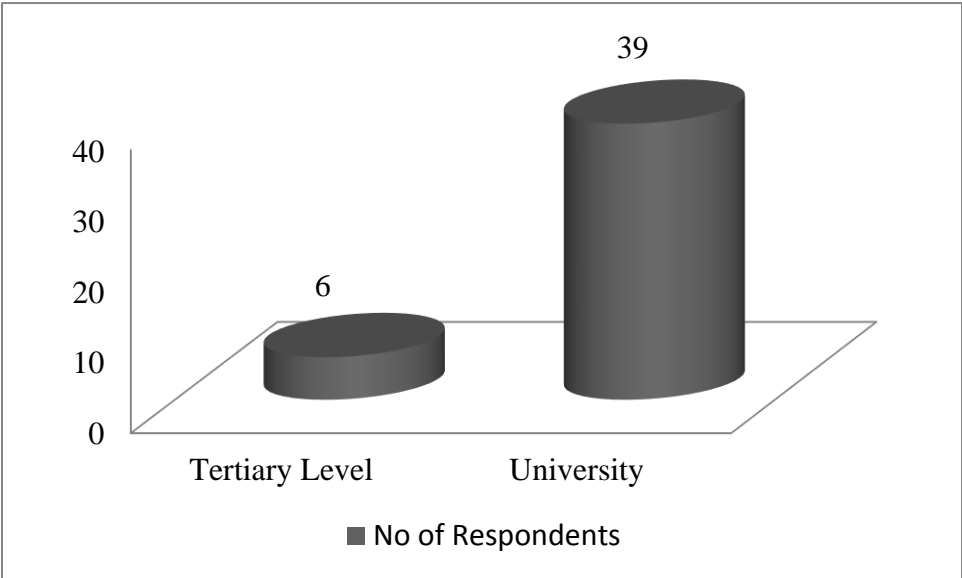
Source: primary data 2015

Figure 4.2 above shows that majority of the respondents were between 20- 29 years (47%), 30% were between 30 – 39 years while 17% and 6% were between 40 – 49 years and 50 and above years respectively. This shows that the individuals who took part in the research were mature enough to give clear information

4.3 Highest level of education attained by the respondents

Under this, education levels were categorized into UCE level, UACE level, Tertiary level, and university level. Data from the field in line with this question was analysed as follows;

Figure 4. 3: showing highest level of education attained by the respondents



Source: primary data 2015

From figure 4.3 above, 39 respondents said their highest level of education was at University level and these were the majority, while 6 respondents had tertiary level. This means that respondents were educated and had the ability to read and write as well as the ability to answer the research questions appropriately.

4.4 How long have you served at FINCA Uganda

Table 4. 3: showing number of years served at FINCA Uganda

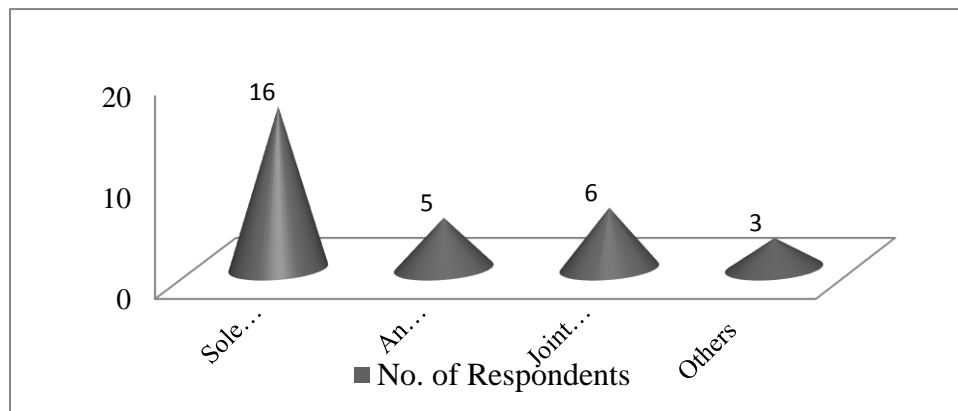
	Frequency	Percent
Less than 1 year	2	13
1 – 2 years	4	27
3-5 years	7	47
Above 5 years	2	13
Total	15	100

Source: primary data 2015

From Table 4.3 above, the question was only addressed to FINCA Uganda staff. Majority (47%) of the employees had worked for FINCA Uganda for a time period of 3 – 5 years while 26% had worked for less than a year and above 5 years.

4.5 Type of Business structure

Figure 4. 4: showing the type of business structure owned by the clients of FINCA Uganda



Source: primary data 2015

From figure 4 above, the question was only addressed to FINCA Uganda clients. Majority (6) of the clients had sole proprietorship businesses, while 5, 6, and 3 had an association, joint venture and other businesses respectively. Sole proprietorships are forms of businesses that are owned, managed and controlled by one individual. Their being easy to form, provision of sole beneficiary profits and inexpensive management makes them a preferred business structure.

4.6 Discussion of findings based on research objectives

The research objectives discussed here were:

1. To examine the extent to which interest rates by MFI's influence the growth of SMEs in Uganda.
2. To examine how credit facilities rendered by MFI's influence the growth of SMEs in Uganda.
3. To establish collateral security effects on the growth of SMEs in Uganda.

4.6.1 Credit facilities

Respondents were asked a set of questions on the aspect of credit facilities and the following were the results.

Table 4. 4: Mean and Standard deviation of Credit facilities

	N	Minimum	Maximum	Mean	Std. Deviation
Clients can easily access credit from other financial organizations	45	1.00	4.00	2.111	0.885
Clients can easily access finances from FINCA Uganda	45	1.00	5.00	2.556	1.253
Clients are able to pay back loans within the specified period of time	45	2.00	4.00	2.622	0.936
Access to finance boosts employment opportunities within your area	45	2.00	5.00	4.311	0.874
MFI through loans lead to growth of SMEs	45	1.00	5.00	4.089	0.924
Valid N (List wise)	45				

Source: primary data 2015

In table 4.4 above are details of the measures of credit facilities under different key statements obtained from the respondents. The statements have been ranked in terms of their means and standard deviations so as to deduce meaning out of the results. Therefore, the details of the table are discussed under sub headings of the corresponding statements tested

Clients can easily access credit from other financial organizations

Based on the research findings revealed in table 4.4, respondents disagreed that clients can easily access credit from other financial organizations. This is evidenced by a mean of 2.111 which trends towards a minimum of 1 and a significant standard deviation of 0.885 suggests that there was a significant variation in responses.

The above findings agree with Galindo and Schiantarelli (2003), and Beck and Demirgüç-Kunt (2006) who noted that SMEs firms find it difficult to obtain commercial bank financing, especially long-term loans, for a number of reasons, including lack of collateral, difficulties in proving credit worthiness, small cash flows, inadequate credit history, high interest rates.

Clients can easily access finances from FINCA Uganda

From table 4.4, respondents disagreed that clients can easily access finance from FINCA Uganda, as evidenced by a mean of 2.556 which trends towards a minimum of 1 and a significant standard deviation of 1.253 which suggests a significant variation in responses on the question above.

Cork and Nixon (2000) affirm that poor management and accounting practices are what is hampering the ability of smaller enterprises to raise finance. This coupled with the fact that small

businesses are mostly owned by individuals whose personal lifestyle has far reaching effects on the operations and sustainability of such a business. As a consequence of the ownership structure, some of these businesses are unstable and may not guarantee returns in the long run.

Clients are able to pay back loans within the specified period of time

The research survey from table 4.4, respondents disagreed that clients are able to pay back loans within the specified period of time, as evidenced by a mean of 2.622 which trends towards a minimum of 1 and a significant standard deviation of 0.936 which suggests a significant variation in responses on the above question.

The above findings agree with Kauffmann (2005), access to formal finance is low because of the high risk of default among SMEs and also due to inadequate financial facilities. However another study sums up constraints facing SMEs into two; that is Demand-based SMEs and Supply-based financial Constraints. The supply-based financial constraint is defined as a capital market imperfection that leads to a socially incorrect supply of funds to projects or the incorrect interest rate charged on funds.

Access to finance boasts employment opportunities within your area

According to the survey in table 4.5 above, most of the respondents agreed that access to finance boasts employment opportunities within their area's thus reflected by the mean value of 4.311. A insignificant standard deviation of 0.874 suggests that there was variation in responses among the respondents on this question.

Zohir and Martin (2004,) state that many MFI loans are used for agricultural production, trading, processing and transport, resulting in an increase in the use of agricultural inputs and increased output of agricultural production. This leads to enhanced employment opportunities in these

sectors for the wider community and a reduction in the prices of such produce due to increased supply. They also state that trading activities financed by MFIs can help to establish new marketing links and increase the income of traders, and this can lead to reduced migration due to increased employment opportunities and increased income

MFI through loans lead to growth of SMEs

From table 4.4 above, most of the respondents strongly agreed that MFI through loans lead to growth of SMEs as shown by a mean value of 4.089. A significant standard deviation of 0.925 suggests that there was variation in responses among the respondents on MFI through loans lead to growth of SMEs.

The above findings agree with Wright's (2000) assertion that, apart from reducing poverty, microcredit improves the welfare of participating households and also enhances their capacity to sustain improvements in living conditions over time.

4.6.2 Collateral Security

Respondents were asked a set of questions on the aspect of collateral security and the following were the results.

Table 4. 5: Mean and Standard deviation of Collateral security

	N	Minimum	Maximum	Mean	Std. Deviation
Collateral Security influence the lending power at FINCA Uganda	45	1.00	5.00	4.200	0.757
Security is a must to obtain loans from FINCA Uganda	45	1.00	5.00	3.444	1.501
Collateral security demanded by FINCA Uganda can be in any form	45	5.00	5.00	5.000	0.000
Clients can obtain loans from other financial institutions like banks without collateral security	45	1.00	5.00	1.644	1.069
Valid N (List wise)	45				

Source: primary data 2015

From table 4.5 above details of the measures of collateral security under different key statements obtained from the respondents. Questions have been ranked in terms of their

means and standard deviations so as to ascertain meaning out of the results. Therefore, the details of the table are discussed under sub headings of the corresponding statements tested

Collateral Security influence the lending power at FINCA Uganda

From table 4.5, respondents agreed that collateral security influence the lending power at FINCA Uganda, this is supported by a mean of 4.200 which tends towards the maximum value of 5 with a significant standard deviation showing variance in response among respondents.

The above findings are in line with early research of International Monetary Fund, (2002) who contend that collateral security plays a very important role in lending in many countries, they can be used to solve multiple economic problems but in the practical world especially in emerging markets. It provides only little benefit banks even in good times because of the difficulty in valuing and realizing collateral. Even collateral in form of residential mortgages can also pose considerable risks depending on real estate market developments and the effectiveness of the legal and judicial system.

Security is a must to obtain loans from FINCA Uganda

From the primary data in table 4.5, respondents agreed to a small extent that security is a must to obtain loans from FINCA Uganda as shown by a mean of 3.444 with a significant standard deviation in response of 1.501.

The finding above agrees with Wenner (2006) though to a smaller extent who said that Micro credit is most often extended without traditional collateral he further argued that if physical collateral were a requirement for borrowing, most MFIs clientele would be unable to participate

due to their extreme poverty levels. Since borrowers do not have physical collateral, MFIs focus on using social collateral via group lending schemes.

Collateral security demanded by FINCA Uganda can be in any form

From research findings revealed in table 4.5, respondents strongly agreed that collateral security demanded by FINCA Uganda can be in any form and this was evidenced by a mean of 5.000 with standard deviation being 0.000.

Basing on the above findings, Akademika (2006) results show that, most useful collateral include deposits or certificate of deposits, land with certificate of ownership and property with a license to build or Izin Mendirikan Bangunan (IMB). Banks also accept personal or corporate guaranteed account receivables and inventories as collateral though it is uncertain and unlikely that this type of collateral would be valued nearly as highly as land or deposits and thus, alone, would not meet the collateral criteria.

Clients can obtain loans from other financial institutions like banks without collateral security

Table 4.5, shows that respondents strongly agreed clients can obtain loans from other financial institutions like banks without collateral security as revealed by a mean of 1.644 and a standard deviation of 1.069 showing variance in response in the above question.

(Akademia, 2006) asserts that collateral is a prerequisite when applying for credit. The banks do not disburse collateral-free loans and policy stipulates that collateral be worth 125 per cent of the credit value provided. In terms of ownership, banks are not concerned with whether the applicant or spouse owns the asset being pledged so long as the owner is willing to pledge the asset .This opens the door to a broader range of assets that can be used by SME borrowers in that assets owned by relatives or family will be considered.

4.6.3 Interest Rates

Respondents were asked a set of questions on the aspect of collateral security and the following were the results.

Table 4. 6: Mean and Standard deviation of Interest Rates

	N	Minimum	Maximum	Mean	Std. Deviation
Interest rates effect the borrowing will of clients	45	5.00	5.00	5.0000	.00000
Interest rates do effect the productivity of SMEs	45	5.00	5.00	5.0000	.00000
Interest rates encourage adverse selection of loans seekers	45	1.00	1.00	1.0000	.00000
Valid N (List wise)	45				

Source: primary data 2015

From table 4.6 above details of the measures of Interest rate under different key statements obtained from the respondents. Questions have been ranked in terms of their means and standard deviations so as to ascertain meaning out of the results. Therefore, the details of the table are discussed under sub headings of the corresponding statements tested

Interest rates effect the borrowing will of clients

From research findings revealed in table 4.6, respondents strongly agreed that Interest rates effect the borrowing will of clients can be in any form and this was evidenced by a mean of 5.000 with standard deviation being 0.000

Ingram (2011) states that interest rates are important because they control the flow of money in the economy. High interest rates curb inflation but also slow down the economy. Low interest rates stimulate the economy, but could lead to inflation. When interest rates are high, people do not want to take loans out from the bank because it is more difficult to pay the loans back, and the number of purchase of real assets goes down. The opposite is also true. The effects of a lower interest rate on the economy are very beneficial for the consumer. When interest rates are low, people are more likely to take loans out of the bank in order to pay for things like houses and cars.

Interest rates do affect the productivity of SMEs

In table 4.6, respondents strongly agreed that Interest rates affect the productivity of SMEs and this was evidenced by a mean of 5.000 with standard deviation being 0.000

Interest rates encourage adverse selection of loans seekers

From research findings revealed in table 4.6, respondents strongly disagreed that Interest rates encourage adverse selection of loans seekers and this was evidenced by a mean of 1.000 with standard deviation being 0.000

The above findings are not in agreement with findings of Weiss (1981), Stiglitz (1989) and Besley (1994), who argue that high interest rates encourage adverse selection of loan seekers. Those who take high risk and get their loans approved usually have high default rates. The second school of thought state that high interest rates do not affect demand for credit.

CHAPTER FIVE

SUMMARY, CONCLUSIONS AND RECOMMENDATIONS

5.0 Introduction

This chapter presents a summary of the findings, conclusions and recommendations. The summary given and overall conclusions are made in accordance with the research objectives. From the research results, the researcher was able to draw appropriate conclusions and recommendations.

5.1 Summary of Findings

5.1.1 Collateral security and growth of SMEs

From the findings in chapter four, it was found out that collateral security influence the lending power of FINCA Uganda, security is a must to obtain loans form FINCA Uganda, collateral security demanded by FINCA Uganda can be in any form. However it was also found that clients cannot obtain loans from other financial institutions like banks without collateral security.

5.1.2 Credit facilities and growth of SMEs

From the findings it was generally agreed that access to finance boasts the livelihood of Small and medium enterprises hence MFI's need to make sure this is one of their major aims.

5.1.3 Interest rates and growth of SMEs

From the findings in chapter four and the literature about interest rates and their influence on the growth of SME's, its clear that interest rates affect the borrowing will of small enterprise owners. Increase in interest rates greatly reduces the loan applicants while reduction in the charges increases the level of small business owner applicants.

5.2. Conclusions

From the findings above, it can be concluded that collateral security, interest rates and access to credit have a positive impact on the development of SMEs although the magnitude of the effect varies thus FINCA Uganda affect the development of SMEs.

5.3 Recommendations

- i. From the study, it is pertinent that collateral requirement should be given due attention. According to Nan Kaung (2007), collateral requirement can have significant negative effects on bank's lending. He advises financial institutions to be considerate when they are administering collateral as a requirement before they issue out loans. The same idea is pointed out by Mukherjere (2011), where he advises lending institutions to waive off collateral security requirement when they lend. Financial institutions should be considerate when they demand collateral from borrowers. They should therefore come into an agreement with borrowers such that they issue to them loans with the affordable collateral.
- ii. The management of lending institutions should ensure that they carry out a research on consumer needs so as to establish ideal interest rates to be charged. This will go a long way in helping them to know the needs of the consumers so as to be competitive in credit lending because most SMEs/ owners prefer being charged low interest rates hence will go for the lowest interest provider on credit facilities. Lending institutions should also advise borrowers on how to appraise their projects for viability so that they can deliver and avoid loan repayment problems. This will go a long way helping the business owners realize the objectives of the business and the credit to yield high returns. Banks should engage professional marketers of credit facilities to the SMEs which will increase

demand for loans by SMEs. They should also encourage feedback from loan consumers. Flexible interest rates should be charged on credit facilities to the SMEs.

- iii. There should be good collateral administration. The financial institutions should emphasize the importance of collateral to them and even to the borrowers. Collateral requirement should not be seen as a pressuring tool to the borrowers but should be viewed as a monitoring tool and an income generating tool for the two parties. For instance collateral substitutes like; vehicle logbooks can be held by the financial institution and physical property like; vehicles can be left in hands of the borrower and used it to finance the loans.
- iv. The owners and management of SMEs should always monitor their loan usage to avoid misappropriation. This should start even before accessing the credit by prior planning for the budget and sticking to that budget. In the event of misappropriation they should replace the amount used for other purposes on time so as to stick to purpose of the loan and avoid loan repayment problems. Financial institutions should also have follow up programmes to make sure clients have put the loan to the stated purpose.

5.4 Areas of further Study

Arising from this study, the following directions for future research in finance are as follows: First, this study focused on SMEs located in Kampala and therefore, generalizations cannot adequately extend to other SMEs outside Kampala. Future research should therefore focus on all SME's in Uganda.

A broad based study on interest rates and performance of both private and public Business Enterprises should also be carried out to give broader picture on the same.

A study should also be done on the effect of interest rates on loan repayment by the small scale borrowers and establish whether there is any positive relationship. This should also capture the effect on performance of these loans and the overall growth of the business especially in the Slum areas in Kampala County.

References;

Books.

Alan Jolis, New York.

AMFIU(2010) associations of microfinance in Uganda, survey of small business owners on access of micro credit from money lenders.

Amonoo E, Acquah P.K, Asmah E.E (2003). The impact of interest rates on demand for credit and loan repayment by the poor and SMEs in Ghana. International Labor Office (ILO), Switzerland.

Badagawa, G. (2002). The Role of Private Sector Foundation in promoting SMEs.

Beck, T., Demirgüç-Kunt A. and Levine R. (2005), SMEs, Growth, and Poverty: Cross-Country Evidence,” Journal of Economic Growth 10: 199-229

Cheston, susy and Lisa Kuhn (2002). ‘Empowering women through microfinance’. United Nations fund for women.

Cheston, Susyand Larry Reed. (1999). ‘Measuring Transformation: Assessing and improving the impact of microcredit. ‘Microcredit summit meeting of councils in Abidjan Cote d’ivoire, 24-26th June.

Cook, P. & Nixson, F. Finance and Small and Medium-Sized Enterprise Development, 2000

David Hulme and Paul Mosley, Finance against poverty, Vol 1, Routledge, 1996

Galindo, A. and Schiantarelli F. (2003), Credit Constraints and Investment in Latin America, RES Working Papers 4305, Inter-American Development Bank, Washington D.C.

Graham Wright A N, Microfinance System: Designing Quality Financial Services For The Poor, zed Books ltd. London and New york, University Press Limited, 2000

Hiderink H., Lucas P and Kok M. (2009) Beyond 2015: Long term development and millennium.

Hulme, D. and Mosley P. (1996), "Finance Against Poverty", Volume I. London and

Ingram, D. (2011).The Effects of low Interest Rates on the Economy.

International Monetary Fund, 2002, Towards a Framework for Financial Stability, (Washington: International Monetary Fund)

Kahwa(2001) Definition of interest rates. Makerere university.

Kauffmann. (2005). Reasons why Access to Formal Finance is Poor.

Kimutai, E., (2003). Development of co-operative rural finance services in Kenya: Challenges and urgent issues to address. Workshop proposal.

Ledger wood J.(1999) Sustainable Banking with the poor. Microfinance handbook, USA .the World Bank Washington DC .1999

Ledger wood Joanna, Microfinance Handbook, Washington DC, World Bank, 1999

MFPEd (2008), "Enhancing the Competitiveness of Micro, small and medium enterprises in Uganda";

Mutesasira Leonard, Use and impact of Savings Services among the poor in Uganda, Final draft, Micro save- Africa, 19th May 1999

New York: Routledg.

Ntakobajira,N.(2013) factors affecting the performance of small and micro enterprises. Traders at city park hawkers market in Nairobi country. Kenya .

Odiya,J, N., 2009. Research Proposal and Report. Uganda: Makerere University printery.
Paper discussion 15, Kampala, Uganda

Rosenberg, R.,Gonzalez, A.,and Narain, S(2009). Forthcoming.“The New Moneylenders: Are the Poor Being Exploited by High Microcredit Interest Rates?”FocusNote. Washington, D.C.: CGAP.

Wanja,B(2009). The daily monitor, looking to spur SME’s, smart money pg.5-6.

William. J. Baumol and Alan. S. Blinder; Economics: Principles and Policy, 8th Ed, United States Of America: Harcourt College Publishers, 1999.

Wright, G.A.N., 2000. Microfinance Systems: Designing Quality Financial Services for the Poor. London. Zed Books.

Yunus, Mohammad (2003), “Banker to the Poor: Micro-Lending and the Battle against World Poverty”

E-sources

<http://www.Fincauganda.com>

Scully, N. D., 2004. Microcredit No Panacea for Poor Women. [Online] At:

<http://www.developmentgap.org/micro.html>. [Accessed January 31, 2015].

Appendices

Appendix 1

Dear Respondent,

The researcher of this study is ALINDA ANNE a student of Uganda Martyrs University pursuing a Bachelor’s degree in Business Administration and Management. This research is based on FINCA Uganda and is about “The influence of microfinance on the growth of small and medium sized businesses.”

The research is purely for academic purposes and your responses are of great importance. Kindly spare a few minutes to give the required answers to this questionnaire. All the information given will be treated with the outmost confidentiality. Thank you for your time.

Please answer the questions below by ticking on the most correct answer.

Background information of the respondents

▪ **GENDER** MALE

FEMALE

▪ **AGE GROUP**

20-29 years	30-39 years	40-49 years	50-above

- **Highest Level of Education**
 - (a) UCE
 - (b) UACE
 - (c) Tertiary institution
 - (d) University Level

- **Time period Served at FINCA-Uganda?**
 - (a) 1-2 years
 - (b) Less than 5 years
 - (c) 3- 5 years
 - (d) Above 5 years

- **Type of owned business structure**
 - (a) Sole Proprietorship

 - (b) An Association

 - (c) Joint Venture

 - (d) Other

Credit Facilities

1	2	3	4	5
Strongly agree	Agree	Neutral	Disagree	Strongly disagree

	1	2	3	4	5
Clients can easily access credit from other organisations.					
Clients can easily access finances from FINCA Uganda.					
Clients are able to pay back loans within a specified period of time.					
Access to finance boasts employment opportunities within your area.					
MFI's through loans lead to the growth of SME's.					

- **Collateral Security**

1	2	3	4	5
Strongly agree	Agree	Neutral	Disagree	Strongly disagree

	1	2	3	4	5
Collateral security influences the lending power at FINCA.					
Security is a must to obtain a loan from FINCA Uganda.					
Collateral security demanded by FINCA Uganda can be in any form.					
Clients can obtain loans from other financial institutions like banks without collateral security.					

- **Interest rates**

1	2	3	4	5
Strongly agree	Agree	Neutral	Disagree	Strongly disagree

	1	2	3	4	5
Interest rates affect the borrowing will of the clients.					
Interest rates do not affect the productivity of SME's.					
Interest Rates encourage adverse selection of loans seekers.					

Appendix II

Interview guide.

- What Challenges do you face whenever you are acquiring the loan?

- How can FINCA improve on the services it provides?

- What motivated you to start this kind of business?

- What type of assistance have you got from FINCA?

- By what percentage has the assistance from FINCA helped you achieve what it was intended for?